

FINE series PURE

UJR Fitting·Auto-Weldseries



UJR



UJT-6.35M-AW-S



UJL-6.35M-AW-S

Safety & Clean Technology

Fujikin Incorporated



























































Pursuing the Ultimate in Reliability: The Fujikin UJR Series

The Fujikin UJR gasket fitting series are high-performance, high-quality tube fittings. They are produced by making full use of design know-how and manufacturing technology Fujikin has accumulated throughout the years as an experienced precision fitting manufacturer.

The UJR gasket fitting series are precision union tube fittings that create a seal by welding the tube to the sleeve, interposing a metal gasket between the end sealing part and body sealing part of the sleeve, and tightening the union nut.

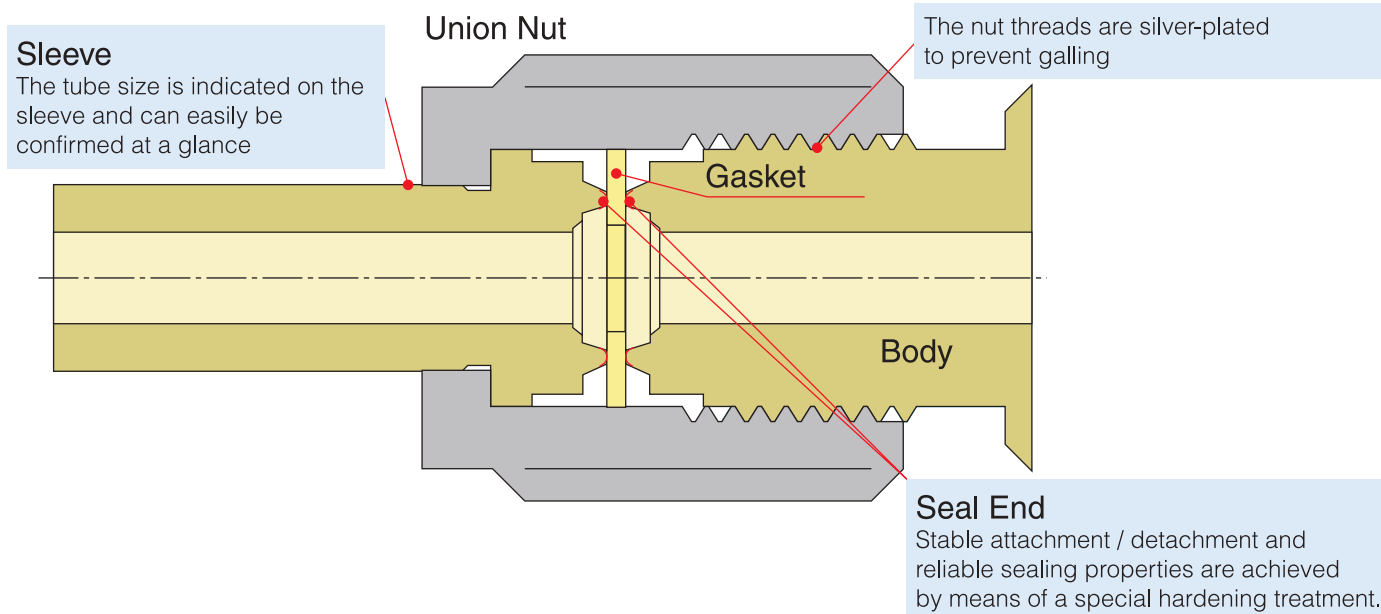


FITTING LIST

 Ultra-Compact Auto-Weld Short Sleeve 5	 Reducing Straight Union Body..... 8	 Male Elbow Body (R Thread) 12	 Blind Gasket With Retainer 15
 Ultra-Compact Auto-Weld Short Sleeve 5	 Bulkhead Union Body ... 8	 Male Elbow (NPT Thread) 12	 Blind Gasket 15
 Ultra-Compact Auto-Weld Short Sleeve 5	 Special Reducing Union Body..... 9	 Tee Union Body 12	 Purering® 16
 Auto-Weld Sleeve 5	 Reducing Bulkhead Union Body..... 9	 Cross Union Body 12	 Union Nut 16
 Auto-Weld Sleeve 6	 Finelok® Connector 9	 16.2MPa Double Sleeve 13	 Long Union Nut..... 16
 Auto-Weld Sleeve 6	 Finelok® Bulkhead Connector 9	 1MPa Double Sleeve... 13	 Coupling Body 16
 Auto-Weld Reducing Sleeve 6	 Male Connector (R Thread) 10	 16.2MPa Double Sleeve 13	 Blind Sleeve 17
 Auto-Weld Reducing Sleeve 6	 Male Connector (NPT Thread) 10	 Union Male Connector (R Thread)..... 13	 Cap Union Body..... 17
 Sleeve 7	 O-Ring Type Male Connector (UNF Thread) 10	 Union Male Connector (NPT Thread) 14	 Orifice-Type Straight Union Body 18 <small>OPTION</small>
 Reducing Sleeve 7	 O-Ring Type Male Connector (UNF Thread) 10	 Union Female Connector (G Thread)..... 14	 Orifice-Type Gasket 18 <small>OPTION</small>
 Male Sleeve 7	 Female Connector (G Thread) 11	 Union Female Connector (Rc Thread) 14	 High-Flow Type Reducing Sleeve 18 <small>OPTION</small>
 Reducing Male Sleeve 7	 Female Connector (Rc Thread) 11	 Union Female Connector (NPT Thread) 14	 Nut For High-Flow Valve 18 <small>OPTION</small>
 Tube Adapter Sleeve 8	 Female Connector (NPT Thread) 11	 Gasket With Retainer..... 15	 Coupling Body For High-Flow Type 18 <small>OPTION</small>
 Straight Union Body 8	 Male Elbow Union Body 11	 Gasket 15	 Plug Union 19 <small>OPTION</small>
			 1MPa Plug Union With Purering® 19 <small>OPTION</small>
			 16.2MPa Plug Union With Purering® 19 <small>OPTION</small>

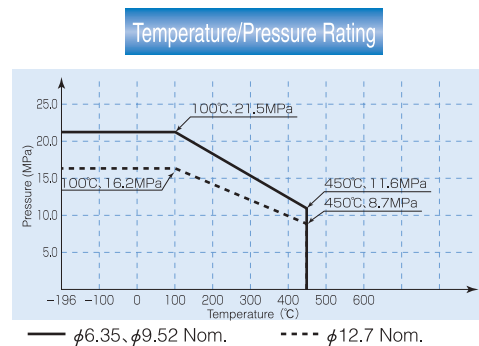


FEATURES

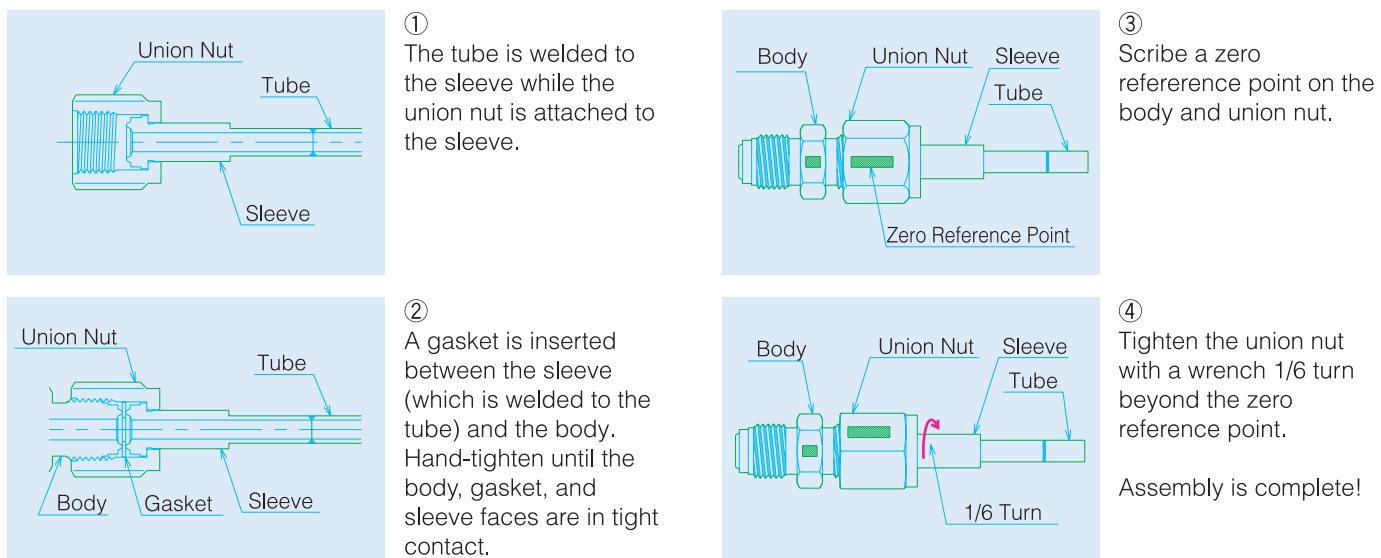


SPECIFICATIONS AND MATERIALS

Specification	Design Pressure	21.5MPa (3,118 psi) (16.2 MPa (2,350 psi) for 12.7 nominal diameter)
	Temperature Range	-196°C~450°C (-320°F~842°F)
Materials	Body Sleeve	SUS316L (Double-melt, ultra-low Mn materials are available)
	Gasket	A total of four types are available: unplated stainless steel, unplated nickel, silver-plated stainless steel, and silver-plated nickel
	Nut	SUS316



ASSEMBLY



Note: If the fitting must be removed and reassembled, please follow the above procedure for reassembly. If the above procedure was utilized for the initial tightening sequence, reliable integrity is assured. Please read these instructions carefully before assembly.

If the piping is subject to stress during assembly, hand-tightening will not assure sealing integrity. Tighten the nut with a wrench 1/6 turn after a sudden increase in torque is noticed.

PART NUMBERING DESIGNATION

UJR part numbers are defined below. Please specify the correct part number when inquiring.

Sleeve, Union Nut, and Gasket Part Number Designation

UJR - 6.35 MS - L18 - AW - S - 316LM - FD

Nominal Diameter	Part Name	Total Sleeve Length	Auto-Weld	Weld Part Length S : Short type (Blank) : Long type	Material	Inner Surface Treatment
6.35	MS	L18	AW	S	316LM	FD

◆Part Names	◆Materials	◆Inner Surface Treatment
MS: Male Sleeve	316LM: SUS316L double-melt, ultra-low Mn material	UP: UP Treatment (Fujikin proprietary surface treatment)*
N: Union Nut	FS9: Ferrite-type special stainless steel	FD: Fluorine Passivation
	(Blank): SUS316L single-melt	PS: Cr ₂ O ₃ Treatment

* As UP Treatment is standard for SS316LM materials, it is not shown as an option.

Body Part Number Designation

UJR - H - 6.35 B - UP

Connector Type	Nominal Diameter	Surface Treatment
H: Male Connector Body	6.35	UP

◆Connector Type	Connector Type	Connector Type	Connector Type
F: Straight Union Body	H: Male Connector Body	HU: Union Male Connector Body	
F: Reducing Straight Union Body	G: Female Connector Body	GU: Union Female Connector Body	
F: Finelok® Straight Union Body	L: Elbow Union Body	C: Coupling Body	
P: Bulkhead Union Body	T: Tee Union Body	JP: Plug Union	
R: Reducing Body	X: Cross Union Body	JPB: Plug Union with Purering®	
RP: Reducing Bulkhead Union Body	S-W: Double Sleeve	JC: Cap Body	
FP: Finelok® Bulkhead Union Body			

◆Thread Size

TAPERED THREAD*	SPECIFICATION	A	B	C	D	PARALLEL THREAD	SPECIFICATION	AF	BF	CF	DF
	JIS B0203(1981)	PT1/8	PT1/4	PT3/8	PT1/2		JIS B0202(1981)	PF1/8	PF1/4	PF3/8	PF1/2
TAPERED THREAD	ANSI B1.20.1	External	R1/8	R1/4	R3/8	R1/2	JIS B0202(1982)	G1/8	G1/4	G3/8	G1/2
		Internal	Rc1/8	Rc1/4	Rc3/8	Rc1/2					

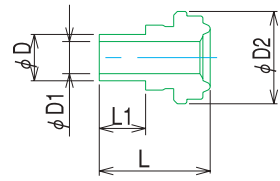
*Thread specifications conform to JIS B0203 (1982) and JIS B0202 (1982).

TUBING DIMENSIONS	TUBE NOMINAL DIAMETER	3.2 indicates 1/8 ^{OD}
		6.35 indicates 1/4 ^{OD}
		9.52 indicates 3/8 ^{OD}
		12.7 indicates 1/2 ^{OD}



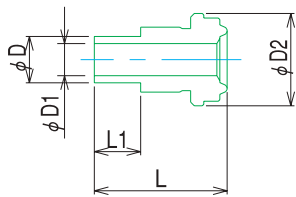
(Unit : mm)

Ultra-Compact, Auto-Weld Short Sleeve



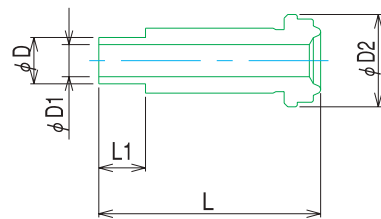
φ Nom.	φ D Nom.	φ D1	φ D2	L	L1	Part Number
6.35	6.35	4.4	12.65	15.2	6.35	UJR-6.35MS-AW-S

Ultra-Compact, Auto-Weld Short Sleeve



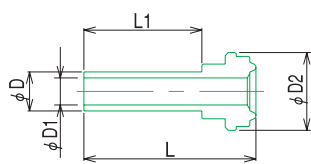
φ Nom.	φ D Nom.	φ D1	φ D2	L	L1	Part Number
6.35	6.35	4.4	12.65	18.2	6.35	UJR-6.35MS-L18-AW-S
9.52	9.52	7.4	20.3	19.3	6.35	UJR-9.52MS-L19-AW-S
9.52	12.7	10.3	20.3	19.3	6.35	UJR-12.7MS-L19-AW-S

Ultra-Compact, Auto-Weld Short Sleeve



φ Nom.	φ D Nom.	φ D1	φ D2	L	L1	Part Number
6.35	6.35	4.4	12.65	33.5	6.35	UJR-6.35MS-L33-AW-S
9.52	9.52	7.4	20.3	37.5	6.35	UJR-9.52MS-L37-AW-S
9.52	12.7	10.3	20.3	37.5	6.35	UJR-12.7MS-L37-AW-S

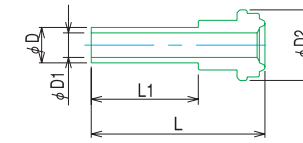
Auto-Weld Sleeve



φ Nom.	φ D Nom.	φ D1	φ D2	L	L1	Part Number
6.35	6.35	4.4	12.65	28	19.05	UJR-6.35MS-L28-AW
9.52	9.52	7.4	20.3	28.45	19.05	UJR-9.52MS-L28.5-AW
9.52	12.7	10.3	20.3	28.45	19.05	UJR-12.7MS-L28.5-AW

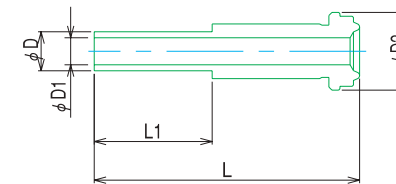
(Unit : mm)

Auto-Weld Sleeve



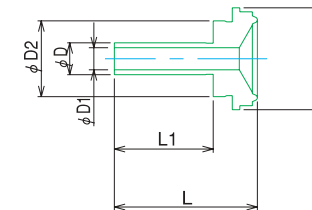
φ Nom.	φ D Nom.	φ D1	φ D2	L	L1	Part Number
6.35	6.35	4.4	12.65	31	19.05	UJR-6.35MS-L31-AW
9.52	9.52	7.4	20.3	32	19.05	UJR-9.52MS-L32-AW
9.52	12.7	10.3	20.3	32	19.05	UJR-12.7MS-L32-AW

Auto-Weld Sleeve



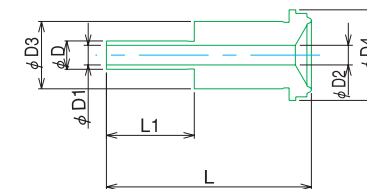
φ Nom.	φ D Nom.	φ D1	φ D2	L	L1	Part Number
6.35	6.35	4.4	12.65	43.2	19.05	UJR-6.35MS-AW
9.52	9.52	7.4	20.3	45.45	19.05	UJR-9.52MS-AW
9.52	12.7	10.3	20.3	45.45	19.05	UJR-12.7MS-AW
19.05	19.05	16.57	29.1	51.5	19.05	UJR-19.05MS-AW

Auto-Weld Reducing Sleeve



φ Nom.	φ D Nom.	φ D1	φ D2	φ D3	L	L1	Part Number
9.52	6.35	4.4	15.1	20.3	28.45	19.05	UJR-9.52×6.35MS-L28.5-AW

Auto-Weld Reducing Sleeve

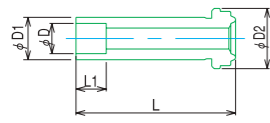


φ Nom.	φ D Nom.	φ D1	φ D2	φ D3	φ D4	L	L1	Part Number
9.52	6.35	4.4	4.4	15.1	20.3	45.5	19.05	UJR-9.52×6.35MS-AW
19.05	6.35	4.4	16.57	22.2	29.1	51.5	19.05	UJR-19.05×6.35MS-AW
19.05	9.52	7.4	16.57	22.2	29.1	51.5	19.05	UJR-19.05×9.52MS-AW



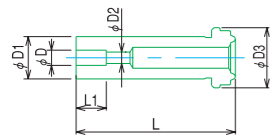
(Unit : mm)

Sleeve



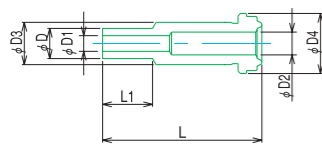
φ Nom.	φ D Nom.	φ D1	φ D2	L	L1	Part Number
3.2	3.2	5.1	6.4	18	3	UJR-3.2S
6.35	6.35	8.9	12.65	33.5	7.2	UJR-6.35S
9.52	9.52	15.1	20.3	38	7.9	UJR-9.52S
9.52	12.7	15.1	20.3	38	9.7	UJR-12.7S
19.05	19.05	22.2	29.1	50.8	11.1	UJR-19.05S

Reducing Sleeve



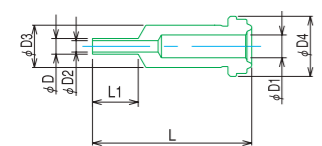
φ Nom.	φ D Nom.	φ D1	φ D2	φ D3	L	L1	Part Number
6.35	3.2	8.9	2.3	12.65	33.5	3	UJR-6.35×3.2S
9.52	6.35	15.1	4.8	20.3	38	7.2	UJR-9.52×6.35S

Male Sleeve



φ Nom.	φ D Nom.	φ D1	φ D2	φ D3	φ D4	L	L1	Part Number
3.2	3.2	1.3	2.3	5	6.4	18	7.2	UJR-3.2MS
6.35	6.35	3.3	4.8	8.9	12.65	33.5	10.5	UJR-6.35MS
9.52	9.52	7.2	7.2	15.1	20.3	38	10.5	UJR-9.52MS
9.52	12.7	10.4	10.4	15.1	20.3	38	12.7	UJR-12.7MS

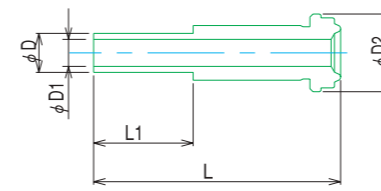
Reducing Male Sleeve



φ Nom.	φ D Nom.	φ D1	φ D2	φ D3	φ D4	L	L1	Part Number
6.35	3.2	4.8	2.3	8.9	12.65	33.5	7.2	UJR-6.35×3.2MS
9.52	6.35	7.2	3	15.1	20.3	38	10.5	UJR-9.52×6.35MS

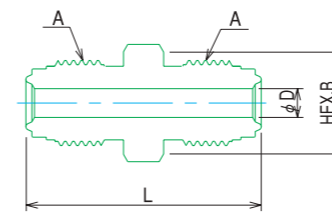
(Unit : mm)

Tube Adapter Sleeve



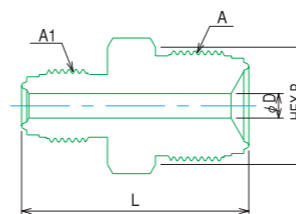
φ Nom.	φ D Nom.	φ D1	φ D2	L	L1	Part Number
6.35	6.35	4.5	12.65	41	16	UJR-F6.35S
9.52	9.52	7	20.3	46	18	UJR-F9.52S
9.52	12.7	10	20.3	48.5	24.5	UJR-F12.7S

Straight Union Body



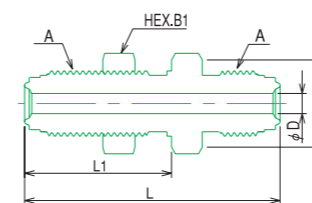
φ Nom.	A	φ D	B	L	Part Number
3.2	5/16-24UNF	2.3	10	27.5	UJR-F-3.2
6.35	9/16-18UNF	4.8	17	39	UJR-F-6.35
9.52	7/8-14UNF	10.4	23	46	UJR-F-9.52
19.05	1 1/4-18UNEF	15.9	36	60.5	UJR-F-19.05

Reducing Straight Union Body



φ Nom.	φ Nom.	A	A1	φ D	B	L	Part Number
6.35	3.2	9/16-18UNF	5/16-24UNF	2.3	17	35	UJR-F-6.35×3.2
9.52	6.35	7/8-14UNF	9/16-18UNF	4.8	23	44	UJR-F-9.52×6.35

Bulkhead Union Body



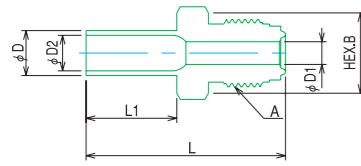
φ Nom.	A	Panel Hole Dia	φ D	B	B1	L	L1	Part Number
6.35	9/16-18UNF	14.3	4.8	19	19	55	32	UJR-P-6.35
9.52	7/8-14UNF	22.3	10.4	26	26	63.5	36.5	UJR-P-9.52
19.05	1 1/4-18UNEF	31.8	15.9	38	38	88	50	UJR-P-19.05



(Unit : mm)

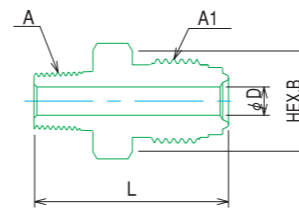
(Unit : mm)

Special Reducing Union Body



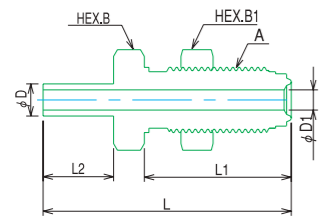
φ Nom.	φ D Nom.	A	φ D1	φ D2	L	L1	B	Part Number
6.35	9.52	9/16-18UNF	4.8	7.52	42.05	19.05	17	UJR-R-6.35×9.52M

Male Connector (R Thread)



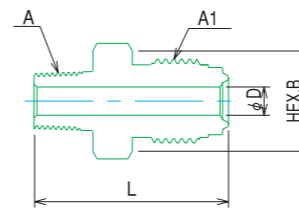
φ Nom.	A	A1	φ D	B	L	Part Number
3.2	R1/8	5/16-24UNF	2.3	12	26	UJR-H-3.2A
6.35	R1/8	9/16-18UNF	4.8	17	33	UJR-H-6.35A
6.35	R1/4	9/16-18UNF	4.8	17	36	UJR-H-6.35B
6.35	R3/8	9/16-18UNF	4.8	17	38	UJR-H-6.35C
9.52	R1/4	7/8-14UNF	7.2	23	40	UJR-H-9.52B
9.52	R3/8	7/8-14UNF	9.7	23	41	UJR-H-9.52C
9.52	R1/2	7/8-14UNF	10.4	23	45	UJR-H-9.52D

Reducing Bulkhead Union Body



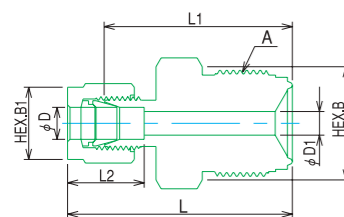
φ Nom.	φ D Nom.	φ D1	A	Panel Hole Dia	L	L1	L2	B	B1	Part Number
6.35	6.35	4.4	9/16-18UNF	14.3	57.8	32	19.05	19	19	UJR-RP-6.35×6.35M-AW
9.52	9.52	7.4	7/8-14UNF	22.3	64.3	36.5	19.05	26	26	UJR-RP-9.52×9.52M-AW

Male Connector (NPT Thread)



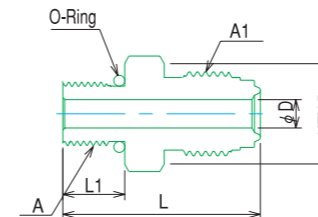
φ Nom.	A	A1	φ D	B	L	Part Number
3.2	1/8NPT	5/16-24UNF	2.3	12	26	UJR-H-3.2AN
6.35	1/8NPT	9/16-18UNF	4.8	17	33	UJR-H-6.35AN
6.35	1/4NPT	9/16-18UNF	4.8	17	36	UJR-H-6.35BN
9.52	1/4NPT	7/8-14UNF	7.2	23	40	UJR-H-9.52BN
9.52	3/8NPT	7/8-14UNF	9.7	23	41	UJR-H-9.52CN
9.52	1/2NPT	7/8-14UNF	10.4	23	45	UJR-H-9.52DN

Finelok® Connector



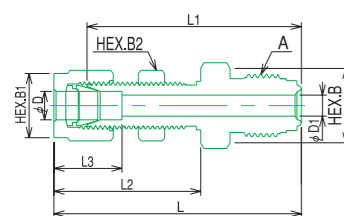
φ Nom.	φ D Nom.	A	φ D1	B	B1	L	L1	L2	Part Number
6.35	3.2	9/16-18UNF	2.3	17	10	38.5	32	13	UJR-F-6.35×F3.2
6.35	6.35	9/16-18UNF	4.8	17	14	41.5	34.5	15	UJR-F-6.35×F6.35
9.52	6.35	7/8-14UNF	5	23	14	44	37	15	UJR-F-9.52×F6.35
9.52	9.52	7/8-14UNF	7.2	23	17	46	38	17.5	UJR-F-9.52×F9.52
9.52	12.7	7/8-14UNF	10.4	23	22	50	39	24	UJR-F-9.52×F12.7

O-Ring Type Male Connector (UNF Thread)



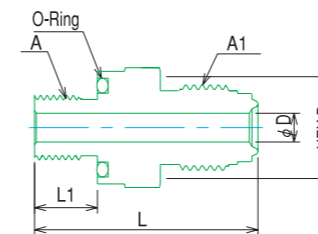
φ Nom.	A	A1	φ D	B	L	L1	O-Ring (ARP)	Part Number
6.35	7/16-20UNF	9/16-18UNF	4.8	17	33	9.2	904	UJR-H-6.35×7/16-20-OS
6.35	9/16-18UNF	9/16-18UNF	4.8	21	33.5	10	906	UJR-H-6.35×9/16-18-OS
9.52	9/16-18UNF	7/8-14UNF	7.2	23	37.5	10	906	UJR-H-9.52×9/16-18-OS
9.52	3/4-16UNF	7/8-14UNF	7.2	23	40.2	11.2	908	UJR-H-9.52×3/4-16-OS
9.52	7/8-14UNF	7/8-14UNF	7.2	26	42	13	910	UJR-H-9.52×7/8-14-OS

Finelok® Bulkhead Connector



φ Nom.	φ D Nom.	A	Panel Hole Dia	φ D1	B	B1	B2	L	L1	L2	L3	Part Number
6.35	6.35	9/16-18UNF	11.2	4.8	17	14	14	57	50	33	15	UJR-FP-F6.35×6.35
9.52	9.52	7/8-14UNF	14.3	7.5	23	17	19	64	56	37	17.5	UJR-FP-F9.52×9.52
9.52	12.7	7/8-14UNF	19.1	10.4	23	22	23	69	58	40.5	24	UJR-FP-F12.7×9.52

O-Ring Type Male Connector (UNF Thread)



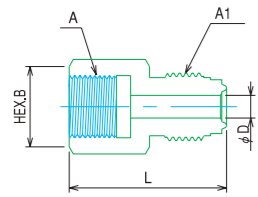
φ Nom.	A	A1	φ D	B	L	L1	O-Ring (JIS)	Part Number
6.35	PF1/4	9/16-18UNF	4.8	23	36.3	10	P15	UJR-H-6.35BF-OR
6.35	7/16-20UNF	9/16-18UNF	4.8	19	37.3	10.5	P12.5	UJR-H-6.35×7/16-20-OR
9.52	9/16-18UNF	7/8-14UNF	7.5	26	41.3	12	P18	UJR-H-9.52×9/16-18-OR



(Unit : mm)

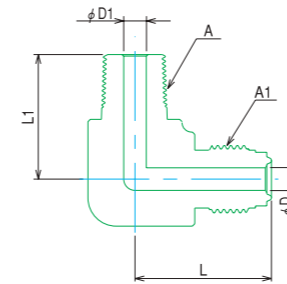
(Unit : mm)

Female Connector (G Thread)



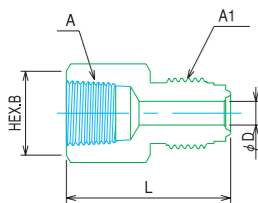
φNom.	A	A1	φD	B	L	Part Number
3.2	G1/8	5/16-24UNF	5.5	14	30	UJR-G-3.2AF
6.35	G1/4	9/16-18UNF	5.5	19	36	UJR-G-6.35BF
6.35	G3/8	9/16-18UNF	5.5	21	39	UJR-G-6.35CF
9.52	G3/8	7/8-14UNF	5.5	23	41	UJR-G-9.52CF
9.52	G1/2	7/8-14UNF	5.5	26	48	UJR-G-9.52DF

Male Elbow Body (R Thread)



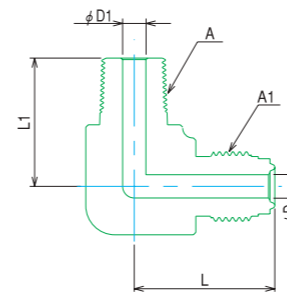
φNom.	A	A1	φD	φD1	L	L1	Part Number
6.35	R1/8	9/16-18UNF	4.8	4.8	29	23	UJR-L-6.35A
6.35	R1/4	9/16-18UNF	4.8	4.8	29	26	UJR-L-6.35B
9.52	R1/4	7/8-14UNF	9.7	7.5	33.5	29	UJR-L-9.52B
9.52	R3/8	7/8-14UNF	9.7	9.7	33.5	30	UJR-L-9.52C
9.52	R1/2	7/8-14UNF	10.4	10.4	33.5	33	UJR-L-9.52D

Female Connector (Rc Thread)



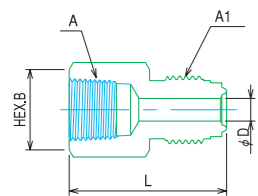
φNom.	A	A1	φD	B	L	Part Number
3.2	Rc1/8	5/16-24UNF	2.3	14	30	UJR-G-3.2A
6.35	Rc1/8	9/16-18UNF	4.8	19	36	UJR-G-6.35A
6.35	Rc1/4	9/16-18UNF	4.8	19	36	UJR-G-6.35B
9.52	Rc3/8	7/8-14UNF	10.4	23	41	UJR-G-9.52C
9.52	Rc1/2	7/8-14UNF	10.4	26	48	UJR-G-9.52D

Male Elbow Body (NPT Thread)



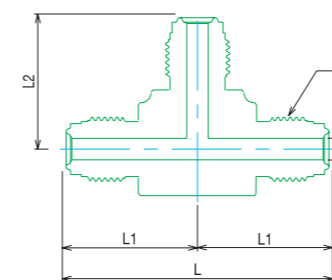
φNom.	A	A1	φD	φD1	L	L1	Part Number
6.35	1/8NPT	9/16-18UNF	4.8	4.8	29	23	UJR-L-6.35AN
6.35	1/4NPT	9/16-18UNF	4.8	4.8	29	26	UJR-L-6.35BN
9.52	1/4NPT	7/8-14UNF	9.7	7.5	33.5	29	UJR-L-9.52BN
9.52	3/8NPT	7/8-14UNF	9.7	9.7	33.5	30	UJR-L-9.52CN
9.52	1/2NPT	7/8-14UNF	10.4	10.4	33.5	33	UJR-L-9.52DN

Female Connector (NPT Thread)



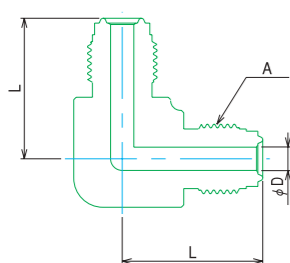
φNom.	A	A1	φD	B	L	Part Number
3.2	1/8NPT	5/16-24UNF	2.3	14	30	UJR-G-3.2AN
6.35	1/4NPT	9/16-18UNF	4.8	19	36	UJR-G-6.35BN
9.52	3/8NPT	7/8-14UNF	10.4	23	41	UJR-G-9.52CN
9.52	1/2NPT	7/8-14UNF	10.4	26	48	UJR-G-9.52DN

Tee Union Body



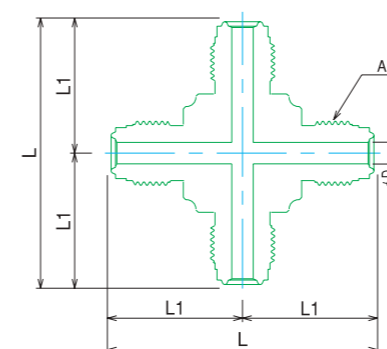
φNom.	A	φD	L	L1	L2	Part Number
3.2	5/16-24UNF	2.3	39	19.5	19.5	UJR-T-3.2
6.35	9/16-18UNF	4.8	58	29	29	UJR-T-6.35
9.52	7/8-14UNF	10.4	67	33.5	33.5	UJR-T-9.52

Elbow Union Body



φNom.	A	φD	L	Part Number
3.2	5/16-24UNF	2.3	19.5	UJR-L-3.2
6.35	9/16-18UNF	4.8	29	UJR-L-6.35
9.52	7/8-14UNF	10.4	33.5	UJR-L-9.52

Cross Union Body

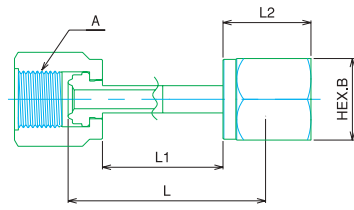


φNom.	A	φD	L	L1	Part Number
3.2	5/16-24UNF	2.3	39	19.5	UJR-X-3.2
6.35	9/16-18UNF	4.8	58	29	UJR-X-6.35
9.52	7/8-14UNF	10.4	67	33.5	UJR-X-9.52



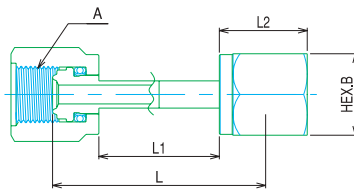
(Unit : mm)

16.2 MPa (2,350 psi) Double Sleeve



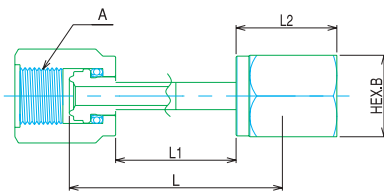
φNom.	A	B	L	L1	L2	Part Number
6.35	9/16-18UNF	19	43.7	28.1	20.5	UJR-6.35S-W
9.52	7/8-14UNF	26	47.6	30.6	22.4	UJR-9.52S-W

1 MPa (145 psi) Double Sleeve



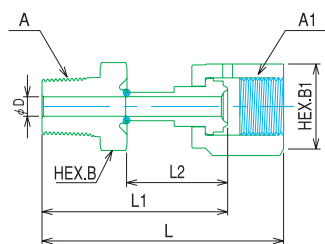
φNom.	A	B	L	L1	L2	Part Number
6.35	9/16-18UNF	19	49.7	28.1	20.5	UJR-6.35S-W-BR
9.52	7/8-14UNF	26	55	30.6	22.4	UJR-9.52S-W-BR

16.2 (2,350 psi) MPa Double Sleeve



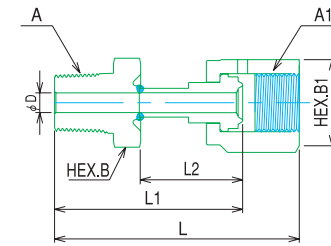
φNom.	A	B	L	L1	L2	Part Number
6.35	9/16-18UNF	19	49.7	28.1	23.3	UJR-6.35S-W-L-BR
9.52	7/8-14UNF	26	55	30.6	26	UJR-9.52S-W-L-BR

Union Male Connector (R Thread)



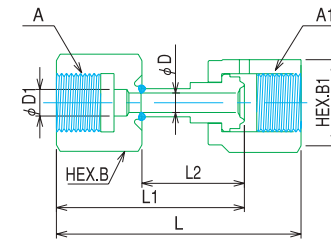
φNom.	A	A1	φD	B	B1	L	L1	L2	Part Number
6.35	R1/8	9/16-18UNF	4.35	17	19	51.7	38.5	22.5	UJR-HU-6.35A-IAE
6.35	R1/4	9/16-18UNF	4.35	17	19	54.7	41.5	22.5	UJR-HU-6.35B-IAE
9.52	R3/8	7/8-14UNF	7.3	19	26	61.7	46.5	25.5	UJR-HU-9.52C-IAE
9.52	R1/2	7/8-14UNF	7.3	23	26	65.7	50.5	25.5	UJR-HU-9.52D-IAE

Union Male Connector (NPT Thread)



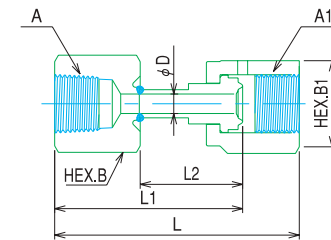
φNom.	A	A1	φD	B	B1	L	L1	L2	Part Number
6.35	1/8NPT	9/16-18UNF	4.35	17	19	51.7	38.5	22.5	UJR-HU-6.35AN-IAE
6.35	1/4NPT	9/16-18UNF	4.35	17	19	54.7	41.5	22.5	UJR-HU-6.35BN-IAE
9.52	3/8NPT	7/8-14UNF	7.3	19	26	61.7	46.5	25.5	UJR-HU-9.52CN-IAE
9.52	1/2NPT	7/8-14UNF	7.3	23	26	65.7	50.5	25.5	UJR-HU-9.52DN-IAE

Union Female Connector (G Thread)



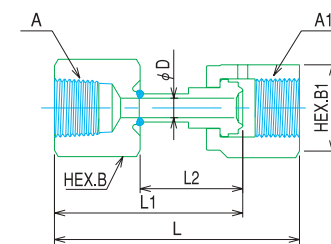
φNom.	A	A1	φD	φD1	B	B1	L	L1	L2	Part Number
6.35	G1/8	9/16-18UNF	4.35	5.5	17	19	51.7	38.5	22.5	UJR-GU-6.35AF-IAE
6.35	G1/4	9/16-18UNF	4.35	5.5	19	19	54.7	41.5	22.5	UJR-GU-6.35BF-IAE
9.52	G3/8	7/8-14UNF	7.3	5.5	23	26	61.7	46.5	25.5	UJR-GU-9.52CF-IAE
9.52	G1/2	7/8-14UNF	7.3	5.5	26	26	65.7	50.5	25.5	UJR-GU-9.52DF-IAE

Union Female Connector (Rc Thread)



φNom.	A	A1	φD	B	B1	L	L1	L2	Part Number
6.35	Rc1/8	9/16-18UNF	4.35	17	19	51.7	38.5	22.5	UJR-GU-6.35A-IAE
6.35	Rc1/4	9/16-18UNF	4.35	19	19	54.7	41.5	22.5	UJR-GU-6.35B-IAE
9.52	Rc3/8	7/8-14UNF	7.3	23	26	61.7	46.5	25.5	UJR-GU-9.52C-IAE
9.52	Rc1/2	7/8-14UNF	7.3	26	26	65.7	50.5	25.5	UJR-GU-9.52D-IAE

Union Female Connector (NPT Thread)

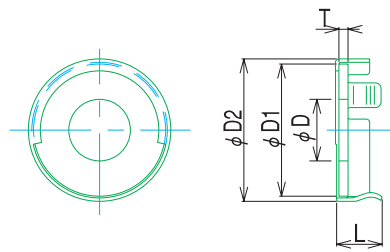


φNom.	A	A1	φD	B	B1	L	L1	L2	Part Number
6.35	1/8NPT	9/16-18UNF	4.35	17	19	51.7	38.5	22.5	UJR-GU-6.35AN-IAE
6.35	1/4NPT	9/16-18UNF	4.35	19	19	54.7	41.5	22.5	UJR-GU-6.35BN-IAE
9.52	3/8NPT	7/8-14UNF	7.3	23	26	61.7	46.5	25.5	UJR-GU-9.52CN-IAE
9.52	1/2NPT	7/8-14UNF	7.3	26	26	65.7	50.5	25.5	UJR-GU-9.52DN-IAE



(Unit : mm)

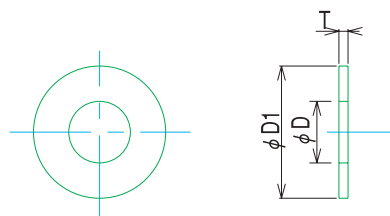
Gasket with Retainer



φNom.	φD	φD1	φD2	L	T	Material	Part Number
6.35	5.5	11.8	12.6	4	0.8	SUS316L (Double-Melt)	UJR-6.35RE-RG-O
9.52	11	19.2	20	4.6	0.8	SUS316L (Double-Melt)	UJR-9.52RE-RG-O
6.35	5.5	11.8	12.6	4	0.8	Nickel	UJR-6.35RE-RG-NI-O
9.52	11	19.2	20	4.6	0.8	Nickel	UJR-9.52RE-RG-NI-O

The "O" designation at the end of the part number is eliminated if silver plating is required.

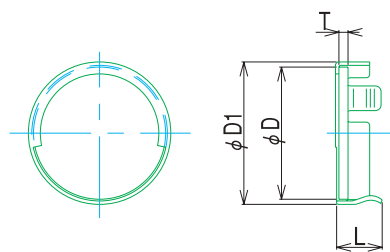
Gasket



φNom.	φD	φD1	T	Material	Part Number
6.35	5.5	12.4	0.8	SUS316L (Double-Melt)	UJR-6.35G-O
9.52	11	19.8	0.8	SUS316L (Double-Melt)	UJR-9.52G-O
3.2	2.3	6.4	0.5	Nickel	UJR-3.2G-NI-O
6.35	5.5	12.4	0.8	Nickel	UJR-6.35G-NI-O
9.52	11	19.8	0.8	Nickel	UJR-9.52G-NI-O
19.05	17	28.5	0.8	Nickel	UJR-19.05G-NI-O

The "O" designation at the end of the part number is eliminated if silver plating is required.

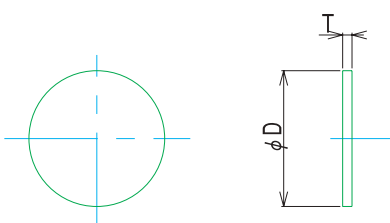
Blind Gasket with Retainer



φNom.	φD	φD1	L	T	Material	Part Number
6.35	11.8	12.6	4	0.8	SUS316L (Double-Melt)	UJR-6.35RE-RG-O-BL
9.52	19.2	20	4.6	0.8	SUS316L (Double-Melt)	UJR-9.52RE-RG-O-BL
6.35	11.8	12.6	4	0.8	Nickel	UJR-6.35RE-RG-NI-O-BL
9.52	19.2	20	4.6	0.8	Nickel	UJR-9.52RE-RG-NI-O-BL

The "O" designation at the end of the part number is eliminated if silver plating is required.

Blind Gasket

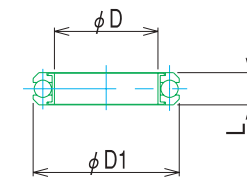


φNom.	φD	T	Material	Part Number
6.35	12.4	0.8	SUS316L (Double-Melt)	UJR-6.35G-O-BL
9.52	19.8	0.8	SUS316L (Double-Melt)	UJR-9.52G-O-BL
3.2	6.4	0.5	Nickel	UJR-3.2G-NI-O-BL
6.35	12.4	0.8	Nickel	UJR-6.35G-NI-O-BL
9.52	19.8	0.8	Nickel	UJR-9.52G-NI-O-BL

The "O" designation at the end of the part number is eliminated if silver plating is required.

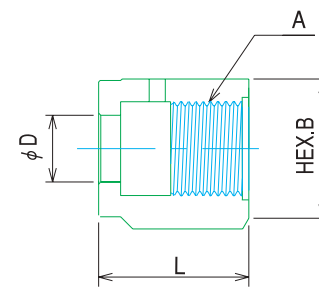
(Unit : mm)

Purering®



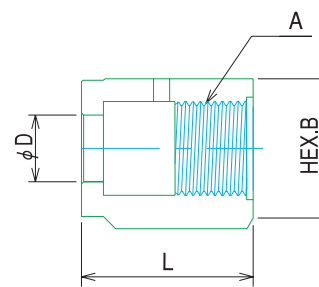
φNom.	φD	φD1	L	Part Number
6.35	9.1	12.6	2.8	UJR-6.35B
9.52	15.3	20.3	3.5	UJR-9.52B

Union Nut



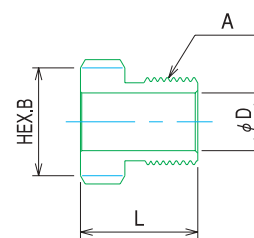
φNom.	A	φD	B	L	Part Number
3.2	5/16-24UNF	5.2	10	13.5	UJR-3.2N
6.35	9/16-18UNF	9.1	19	20.5	UJR-6.35N
9.52	7/8-14UNF	15.3	26	22.4	UJR-9.52N
19.05	1 1/4-14UNEF	22.3	38	29	UJR-19.05N

Long Union Nut



φNom.	A	φD	B	L	Part Number
6.35	9/16-18UNF	9.1	19	23.3	UJR-6.35N-L
9.52	7/8-14UNF	15.3	26	26	UJR-9.52N-L

Coupling Body

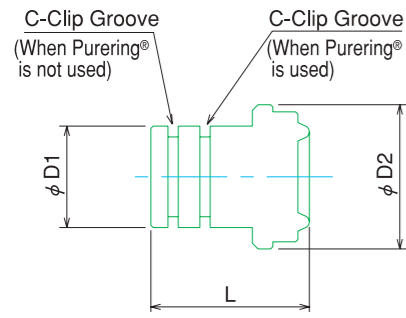


φNom.	A	φD	B	L	Part Number
3.2	5/16-24UNF	5.2	10	12.7	UJR-C-3.2
6.35	9/16-18UNF	9.1	17	18.2	UJR-C-6.35
9.52	7/8-14UNF	15.3	23	20.5	UJR-C-9.52
19.05	1 1/4-18UNEF	22.5	36	25.5	UJR-C-19.05



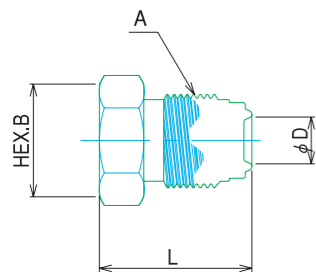
(Unit : mm)

Blind Sleeve



φ Nom.	φ D1	φ D2	L	C-Clip	Part Number
6.35	8.9	12.65	13.9	φ 7	UJR-6.35S-BL
9.52	15.1	20.3	16.2	φ 12	UJR-9.52S-BL

Cap Union Body

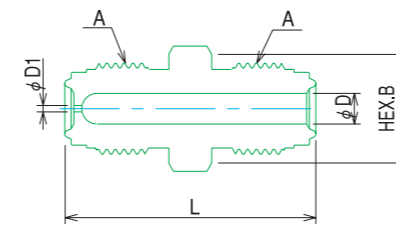


φ D Nom.	A	B	L	Part Number
3.2	5/16-24UNF	10	17	UJR-JC-3.2
6.35	9/16-18UNF	17	23	UJR-JC-6.35
9.52	7/8-14UNF	23	27	UJR-JC-9.52

OPTIONS

(Unit : mm)

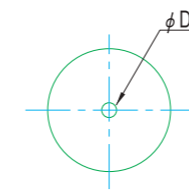
Orifice-Type Straight Union Body



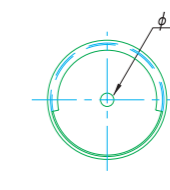
φ Nom.	φ D	φ D1	A	L	B	Part Number
6.35	4.8	*	9/16-18UNF	39	17	UJR-F-6.35*

* Orifice Sizes: 0.1, 0.2, 0.3, 0.4 and 0.5 available.

Orifice-Type Gasket



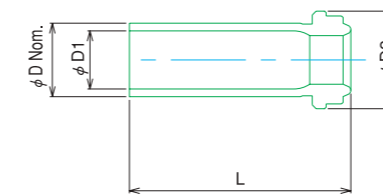
φ Nom.	φ D	Material	Part Number
6.35	*	SUS316L (double-melt)	UJR-6.35G-O*
		Nickel	UJR-6.35G-NI-O*
9.52	*	SUS316L (double-melt)	UJR-9.52G-O*
		Nickel	UJR-9.52G-NI-O*



φ Nom.	φ D	Material	Part Number
6.35	*	SUS316L (double-melt)	UJR-6.35RE-RG-O*
		Nickel	UJR-6.35RE-RG-NI-O*
9.52	*	SUS316L (double-melt)	UJR-9.52RE-RG-O*
		Nickel	UJR-9.52RE-RG-NI-O*

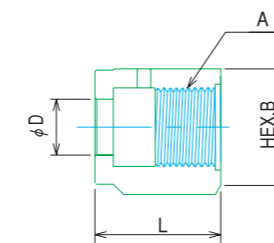
* Orifice Sizes: 0.1, 0.2, 0.3, 0.4 and 0.5 available.

High-Flow Reducing Sleeve



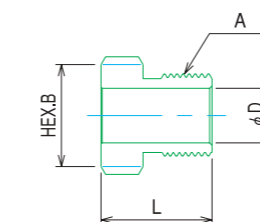
φ Nom.	φ D Nom.	φ D1	φ D2	L	Part Number
6.35	9.52	7.4	12.65	28.5	UJR-6.35×9.52MS-L28.5-APM

High-Flow Nut



φ Nom.	A	φ D	B	L	Part Number
6.35	9/16-18UNF	9.7	19	20.5	UJR-6.35×9.52N

High-Flow Coupling Body

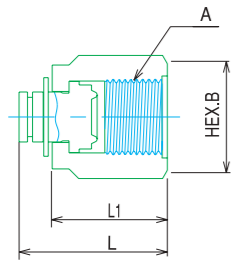


φ Nom.	A	φ D	B	L	Part Number
6.35	9/16-18UNF	9.7	17	18.2	UJR-C-6.35×9.52

OPTIONS

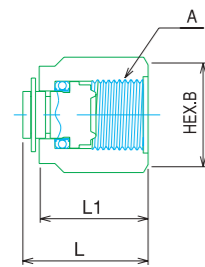
(Unit : mm)

Plug Union



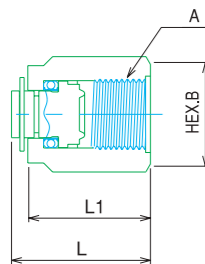
ϕ Nom.	A	B	L	L1	C-Clip	Part Number
6.35	9/16-18UNF	19	26.4	20.5	ϕ 7	UJR-JP-6.35
9.52	7/8-14UNF	26	30.3	22.4	ϕ 12	UJR-JP-9.52

1 MPa (145 psi) Plug Union with Purering[®]



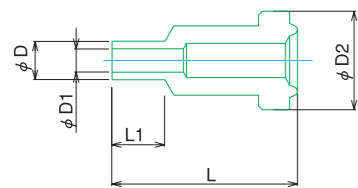
ϕ Nom.	A	B	L	L1	C-Clip	Part Number
6.35	9/16-18UNF	19	23.6	20.5	ϕ 7	UJR-JPB-6.35-DMJ
9.52	7/8-14UNF	26	26.7	22.4	ϕ 12	UJR-JPB-9.52-DMJ

16.2 MPa (2,350 psi) Plug Union with Purering[®]



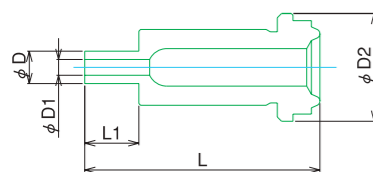
ϕ Nom.	A	B	L	L1	C-Clip	Part Number
6.35	9/16-18UNF	19	26.4	23.3	ϕ 7	UJR-JPB-6.35
9.52	7/8-14UNF	26	30.3	26	ϕ 12	UJR-JPB-9.52

1/8 Sleeve



ϕ Nom.	ϕ D Nom.	ϕ D1	ϕ D2	L	L1	Part Number
3.2	3.2	1.8	6.4	22.7	6.35	UJR-3.2MS-AW-S-EAJ

Ultra-Compact Auto-Weld Fitting - Special Sleeve



ϕ Nom.	ϕ D Nom.	ϕ D1	ϕ D2	L	L1	Part Number
6.35	3.2	1.8	12.65	33.5	6.35	UJR-6.35x3.2MS-AW-S-EAJ



FITTING LIST
















Pursuing the Ultimate in Reliability: The Fujikin Auto-Weld Series

The Fujikin auto-weld fitting series are high-performance, high-quality tube fittings. They are produced by making full use of design know-how and manufacturing technology Fujikin has accumulated throughout the years as an experienced precision fitting manufacturer.

By utilizing Fujikin's unique know-how through years of actual performance data with automatic welding machines, reliable and stable weld quality is achieved through precise weld thickness design.



Fujikin Incorporated

	Ultra-Compact Auto Weld Fitting - Elbow	23
	Ultra-Compact Auto Weld Fitting - Reducing Elbow	23
	Ultra-Compact Auto Weld Fitting - Tee	23
	Ultra-Compact Auto Weld Fitting - Reducing Tee	23
	Ultra-Compact Auto Weld Fitting - Cross	24
	Ultra-Compact Auto Weld Fitting - Tribow	24
	Ultra-Compact Auto Weld Fitting - Reducer	24
	Auto Weld Fitting - Elbow	24
	Auto Weld Fitting - Reducing Elbow	25
	Auto Weld Fitting - Tee	25
	Auto Weld Fitting - Reducing Tee	25
	Auto Weld Fitting - Reducing Straight	25
	Auto Weld Fitting - Special Elbow	26
	Auto Weld Fitting - Special Tee	26
	Auto Weld Fitting - Special Tee	26

FEATURES

- Designed with special consideration of dimensional tolerances and precision for use in automatic welding equipment.
- Two series of weld fittings are manufactured so as to fit nearly all automatic welding machines.
- The inner surface undergoes an ultra-precision finishing treatment. UP Treatment (Fujikin proprietary special treatment) is also optionally employed.
- Stainless steel 316L double-melt, ultra-low Mn material is the standard material for auto-weld fittings due to its excellent corrosion resistance after welding.
- Cr₂O₃ and FD (fluorine passivation) treatments may be optionally performed as special inner-surface treatments.
- Welded areas can also be optionally made using FS9 - which is 100% Cr₂O₃ treatable.

PART NUMBER DESIGNATION

Auto-weld part numbers are defined below. Please specify the correct part number when inquiring.

Auto-Weld Fitting Part Number Designation

UJ T - 6.35 M - AW - S - 316LM - FD

Fitting Type	Nominal Diameter	Auto-Weld	Welded Part Length S: Short Type (Blank): Long Type	Material	Inner Surface Treatment
--------------	------------------	-----------	---	----------	-------------------------

◆ Fitting Type

L	Elbow
T	Tee
X	Cross

◆ Welded Part Length

LT	Tribow
S	Reducer

◆ Nominal Diameter

6.35 indicates 1/4" OD
9.52 indicates 3/8" OD
12.7 indicates 1/2" OD

◆ Materials

316LM SUS316L double-melt, ultra-low Mn material
FS9 Ferrite-type special stainless steel
(Blank) SUS316L single-melt

◆ Inner Surface Treatment

UP UP Treatment (Fujikin proprietary surface treatment)*
FD Fluorine Passivation
PS Cr₂O₃ Treatment

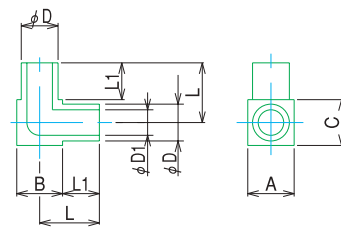
* As UP Treatment is standard for SS316LM materials, it is not shown as an option.

For current and updated information, please visit our website at www.fujikin.co.jp (in the US www.fujikin.com). There you may also download current dimensional drawings.



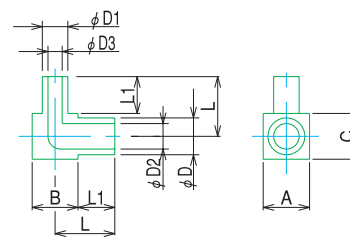
(Unit : mm)

Ultra-Compact Auto-Weld Fitting - Elbow



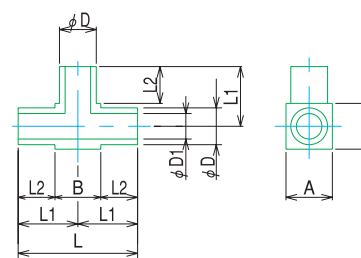
φD Nom.	φD1	L	L1	A	B	C	Part Number
6.35	4.4	10.3	6.35	8	7.9	7.9	UJL-6.35M-AW-S
9.52	7.4	11.9	6.35	11.1	11.1	11.1	UJL-9.52M-AW-S
12.7	10.3	13.5	6.35	14.3	14.3	14.3	UJL-12.7M-AW-S

Ultra-Compact Auto-Weld Fitting - Reducing Elbow



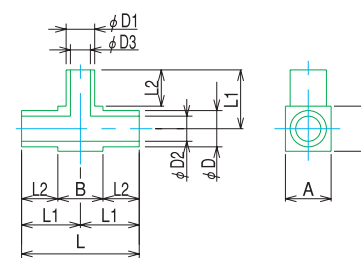
φD Nom.	φD1	φD2	φD3	L	L1	A	B	C	Part Number
9.52	6.35	7.4	4.4	11.9	6.35	11.1	11.1	11.1	UJL-9.52M×6.35M-AW-S
12.7	6.35	10.3	4.4	13.5	6.35	14.3	14.3	14.3	UJL-12.7M×6.35M-AW-S
12.7	9.52	10.3	7.4	13.5	6.35	14.3	14.3	14.3	UJL-12.7M×9.52M-AW-S

Ultra-Compact Auto-Weld Fitting - Tee



φD Nom.	φD1	L	L1	L2	A	B	C	Part Number
6.35	4.4	20.6	10.3	6.35	8	7.9	7.9	UJT-6.35M-AW-S
9.52	7.4	23.8	11.9	6.35	11.1	11.1	11.1	UJT-9.52M-AW-S
12.7	10.3	27	13.5	6.35	14.3	14.3	14.3	UJT-12.7M-AW-S

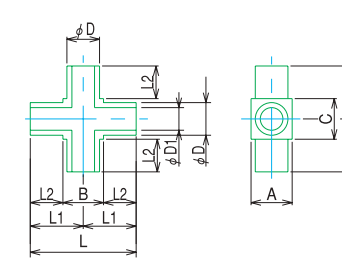
Ultra-Compact Auto-Weld Fitting - Reducing Tee



φD Nom.	φD1	φD2	φD3	L	L1	L2	A	B	C	Part Number
9.52	6.35	7.4	4.4	23.8	11.9	6.35	11.1	11.1	11.1	UJT-9.52M×6.35M-AW-S
12.7	6.35	10.3	4.4	27	13.5	6.35	14.3	14.3	14.3	UJT-12.7M×6.35M-AW-S
12.7	9.52	10.3	7.4	27	13.5	6.35	14.3	14.3	14.3	UJT-12.7M×9.52M-AW-S

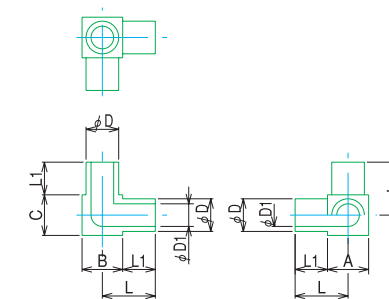
(Unit : mm)

Ultra-Compact Auto-Weld Fitting - Cross



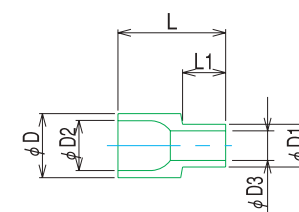
φD Nom.	φD1	L	L1	L2	A	B	C	Part Number
6.35	4.4	20.6	10.3	6.35	8	7.9	7.9	UJX-6.35M-AW-S
9.52	7.4	23.8	11.9	6.35	11.1	11.1	11.1	UJX-9.52M-AW-S
12.7	10.3	27	13.5	6.35	14.3	14.3	14.3	UJX-12.7M-AW-S

Ultra-Compact Auto-Weld Fitting - Tribow



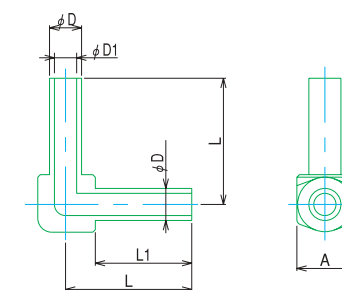
φD Nom.	φD1	L	L1	A	B	C	Part Number
6.35	4.4	10.3	6.35	7.9	7.9	7.9	UJLT-6.35M-AW-S
9.52	7.4	11.9	6.35	11.1	11.1	11.1	UJLT-9.52M-AW-S
12.7	10.3	13.5	6.35	14.3	14.3	14.3	UJLT-12.7M-AW-S

Ultra-Compact Auto-Weld Fitting - Reducer



φD Nom.	φD1	φD2	φD3	L	L1	Part Number
9.52	6.35	7.4	4.4	16	6.35	UJS-9.52M×6.35M-AW-S
12.7	6.35	10.3	4.4	16	6.35	UJS-12.7M×6.35M-AW-S
12.7	9.52	10.3	7.4	16	6.35	UJS-12.7M×9.52M-AW-S

Auto-Weld Fitting - Elbow

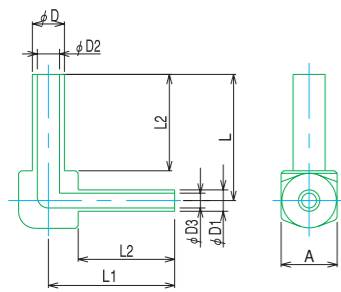


φD Nom.	φD1	L	L1	A	Part Number
6.35	4.4	25	19.05	11.1	UJL-6.35M-AW
9.52	7.4	25	19.05	11.1	UJL-9.52M-AW
12.7	10.3	29	19.05	17.2	UJL-12.7M-AW



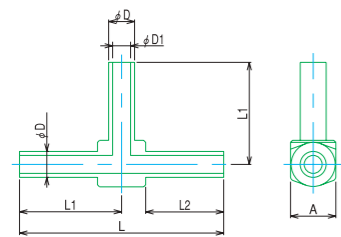
(Unit : mm)

Auto-Weld Fitting - Reducing Elbow



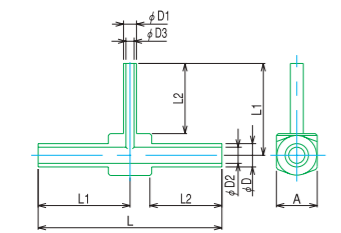
φD Nom.	φD1	φD2	φD3	A	L	L1	L2	Part Number
9.52	6.35	7.4	4.4	11.1	25	25	19.05	UJL-9.52M×6.35M-AW
12.7	6.35	10.3	4.4	17.2	29	29	19.05	UJL-12.7M×6.35M-AW
12.7	9.52	10.3	7.4	17.2	29	29	19.05	UJL-12.7M×9.52M-AW

Auto-Weld Fitting - Tee



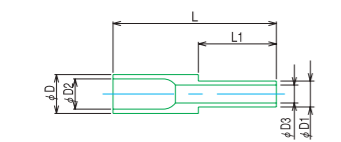
φD Nom.	φD1	L	L1	L2	A	Part Number
6.35	4.4	50	25	19.05	11.1	UJT-6.35M-AW
9.52	7.4	50	25	19.05	11.1	UJT-9.52M-AW
12.7	10.3	58	29	19.05	17.2	UJT-12.7M-AW

Auto-Weld Fitting - Reducing Tee



φD Nom.	φD1	φD2	φD3	A	L	L1	L2	Part Number
9.52	6.35	7.4	4.4	11.1	50	25	19.05	UJT-9.52M×6.35M-AW
12.7	6.35	10.3	4.4	17.2	58	29	19.05	UJT-12.7M×6.35M-AW
12.7	9.52	10.3	7.4	17.2	58	29	19.05	UJT-12.7M×9.52M-AW

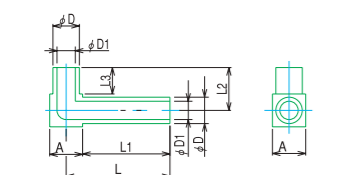
Auto-Weld Fitting - Reducing Straight



φD Nom.	φD1	φD2	φD3	L	L1	Part Number
9.52	6.35	7.4	4.4	40	19.05	UJS-9.52M×6.35M-AW
12.7	6.35	10.3	4.4	40	19.05	UJS-12.7M×6.35M-AW
12.7	9.52	10.3	7.4	40	19.05	UJS-12.7M×9.52M-AW

OPTIONS

Auto-Weld Fitting - Special Elbow

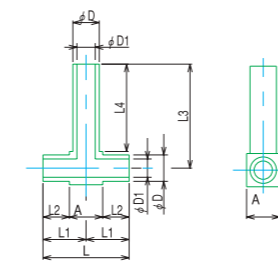


φD Nom.	φD1	L	L1	L2	L3	A	Part Number
6.35	4.4	25	21	10.35	6.35	8	UJL-6.35M-L×S-AW-316LM

OPTIONS

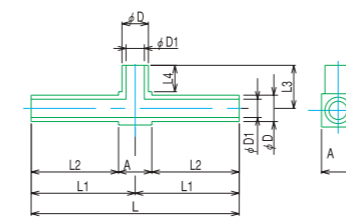
(Unit : mm)

Auto-Weld Fitting - Special Tee



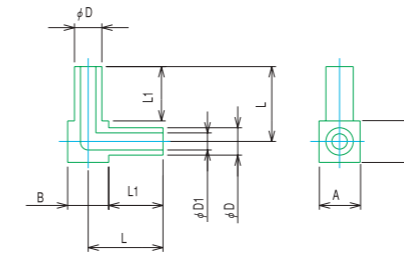
φD Nom.	φD1	L	L1	L2	L3	L4	A	Part Number
6.35	4.4	20.7	10.35	6.35	25	21	8	UJT-6.35M-S×L-AW-316LM

Auto-Weld Fitting - Special Tee



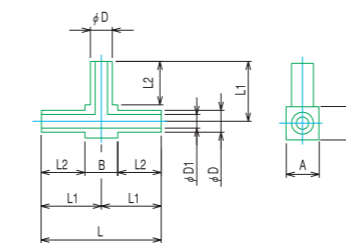
φD Nom.	φD1	L	L1	L2	L3	L4	A	Part Number
6.35	4.4	50	25	21	10.35	6.35	8	UJT-6.35M-L×S-AW-316LM

Auto-Weld Fitting - Elbow (1/8" OD)



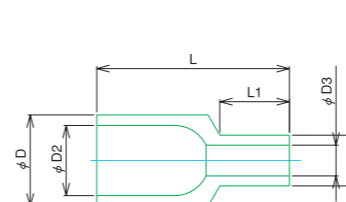
φ Nom.	φD1	L	L1	A	B	C	Part Number
3.2	1.8	8.75	6.35	5	4.8	4.8	UJL-3.2M-AW-S-EAJ

Auto-Weld Fitting - Tee (1/8" OD)



φ Nom.	φD1	L	L1	L2	A	B	C	Part Number
3.2	1.8	17.5	8.75	6.35	5	4.8	4.8	UJT-3.2M-AW-S-EAJ

Ultra-Compact Auto-Weld Fitting - Reducer (1/8" OD)



φD Nom.	φD1	φD2	φD3	L	L1	Part Number
6.35	3.2	4.4	1.8	16	6.35	UJS-6.35M×3.2M-AW-S-EAJ